

# Overview - Public Entities Quarterly Reporting

Approved receipts

123,0

81,5%

Approved spending

77,6

100,0%

Surplus/(deficit)

45,4

- ☐ R billion
- ☒ R million
- ☐ R thousand

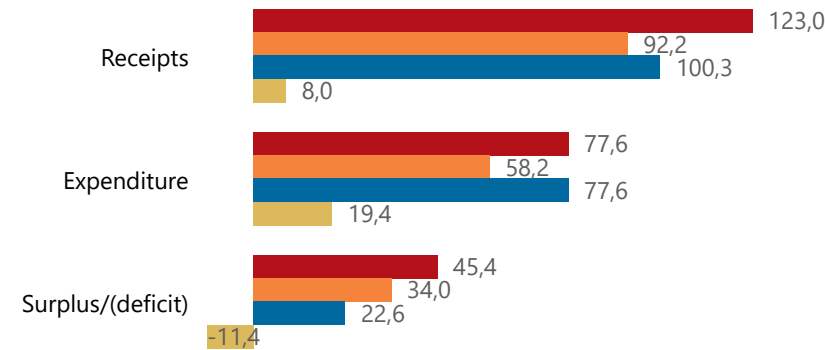


**national treasury**

Department:  
National Treasury  
REPUBLIC OF SOUTH AFRICA

## Consolidation

● Approved ● Forecast ● YTD ● Variance



## Composition of receipts

Sales of G&S

100,3

## Composition of spending

CoE

77,6

## Functional grouping

General public services

77,6

## Quarter

3

## Cluster

All

## Department

Communications and Digital Techno...

## Entity

Film and Publication Board

## Spending by PFMA schedule

3A

77,6

# Public Entities Receipts

Approved sales of G&S

123,0

81,5%

Approved transfers

(Blank)

(Blank)



national treasury

Department:  
National Treasury  
REPUBLIC OF SOUTH AFRICA

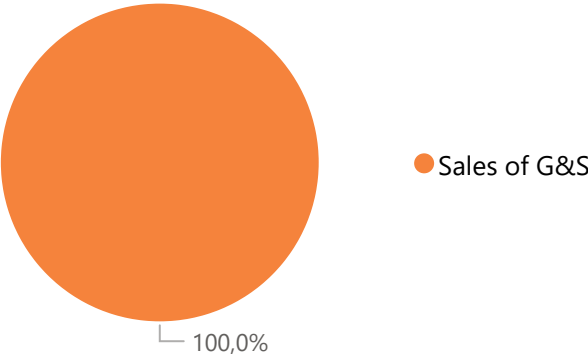
- ☐ R billion
- ☒ R million
- ☐ R thousand

## Actual vs Forecast

● Approved ● Forecast ● YTD ● Variance



## Composition of receipts



## Top receipts items



## Quarter

3

## Cluster

All

## Department

Communications and Digital Techno...

## Entity

Film and Publication Board

## Top 5 Transfers

## Receipts

Level 3	Approved	YTD	% YTD
⊕ Sales of G&S	123,0	100,3	100,0%
Total	123,0	100,3	100,0%

# Public Entities Spending

Approved CoE

77,6

100,0%

Approved G&S

(Blank)

(Blank)

Approved transfers

(Blank)

(Blank)

- ☐ R billion
- ☒ R million
- ☐ R thousand



national treasury

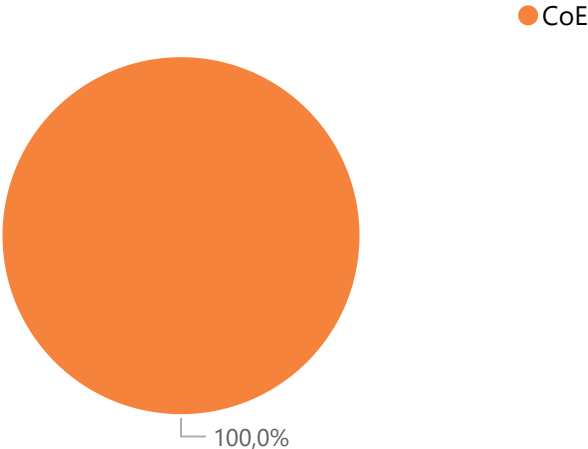
Department:  
National Treasury  
REPUBLIC OF SOUTH AFRICA

## Actual vs Forecast

● Approved ● Forecast ● YTD ● Variance



## Composition of spending



## Top spending items



## Capital assets

## Spending

Level 3	Approved	YTD	% YTD
⊕ CoE	77,6	77,6	100,0%
Total	77,6	77,6	100,0%